

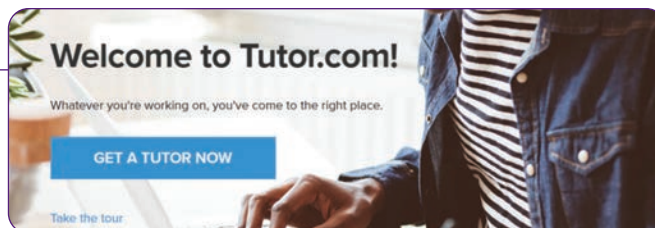
# How It Works: Tutor.com Classroom

## Connecting with expert tutors for on-demand, 1:1 help

The expert tutors at **Tutor.com/military** can help you work through tough homework problems, improve your writing skills, study for a test, review a difficult concept, and so much more!

### Step 1: Get started

1. Go to **www.tutor.com/military**.
2. Click on your branch of service.
3. Certify your eligibility and create an account.
4. Click **Get a Tutor Now**.



### Step 2: Get the right tutor

Fill in the quick pre-session questionnaire. Using this information, we will match you with the first available tutor best qualified to assist you.

**What do you need help with today?**

Please take a moment to review our [honor code](#).

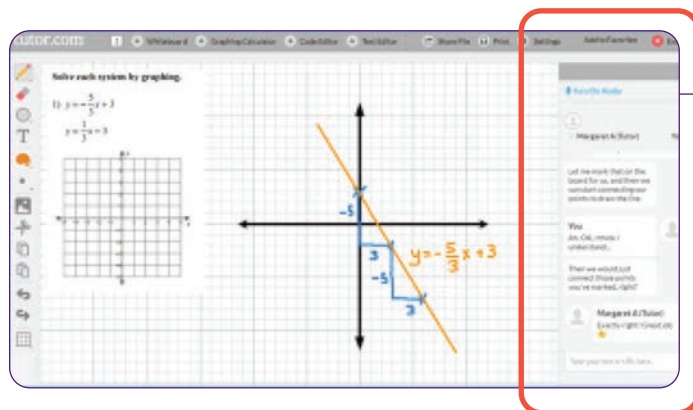
Topic:  Subject:

Grade:

How would you like to work with your tutor?  
 Chat Only  Chat + Voice

Enter your question  
 Type your question here.

Attach a File



### Step 3: Communicate

You can use text chat or an audio connection to communicate with your tutor in the online classroom.\* You and your tutor may also use the interactive whiteboard to share work and ideas. *All activity in the classroom is recorded for review and quality control. Transcripts will be available afterward in your student locker.*

### Step 4: Share a file

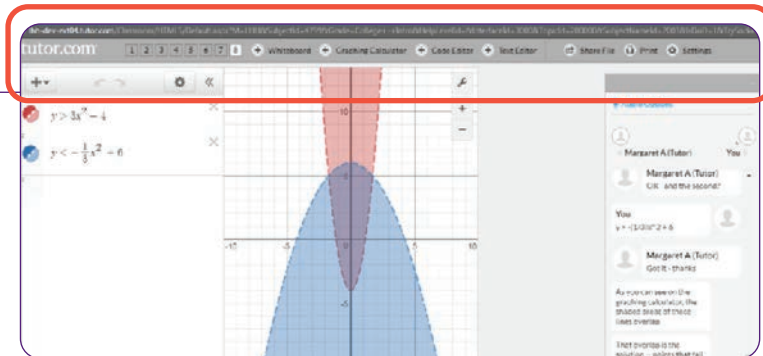
You can upload files related to your assignment to the online classroom—including documents, spreadsheets, PowerPoint presentations, screenshots, image files, and more. You and your tutor will be able to view them together during your session.



\*To comply with the Child Online Privacy Protection Act (COPPA), certain features are unavailable to program users under age 13. Tutor.com for U.S. Military Families is funded by the Department of Defense (DoD) MWR Library Program and Coast Guard Mutual Assistance (CGMA). Those who fund the program determine eligibility for its use. Long-term availability of the program is not guaranteed. Check student eligibility requirements at [tutor.com/military/eligibility](http://tutor.com/military/eligibility). The appearance of the U.S. Department of Defense (DoD) logo does not imply or constitute DoD endorsement.

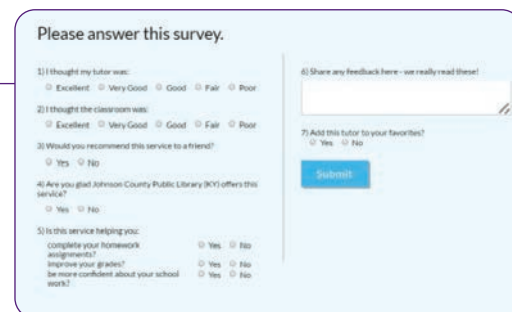
## Step 5: Use special tools

The classroom includes a graphing calculator, text editor, and code editor that can be used when working on subject material requiring special tools. You can open them by using the buttons above the whiteboard.



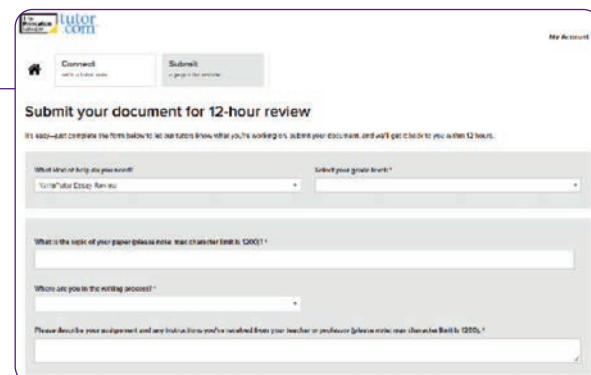
## Step 6: Rate and review your session

After each session, be sure to let us know how we did! Complete the survey and share your comments. Then you'll have the option to play a recording of your session and email or print the chat log and whiteboards.



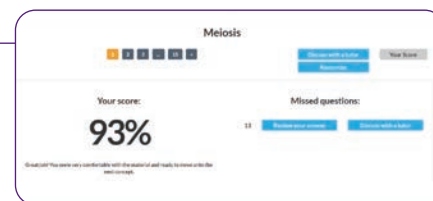
## Step 7: Submit your paper

Our drop-off writing review service allows you to get expert help from a tutor without having to connect for a real-time session. Upload a draft of your assignment—whatever stage it is at—and get detailed feedback within 12 hours. Retrieve your tutor's completed review under **My Sessions**.



## Step 8: Practice for a test

Use our practice quizzes to assess your knowledge and prepare for upcoming tests in math, science, English, or the ASVAB exam. Take a quiz, review your results, and connect with a tutor to go over any questions you may have missed.



## Step 9: Use My Account

- Review previous sessions and retrieve feedback on your drop-off reviews under **My Sessions**. Be sure to tag your favorite tutors while you're there!
- Reconnect with your favorite tutors or see when they are next available by clicking on the **My Favorite Tutors** section.
- Access files you have saved or those you have shared in session with your tutors under **My Locker**.

